

## PoE Linear Recessed

PoE Texas provides a variety of linear recessed lights specifically tested and supported by many PoE drivers including the DENT-LINC device. These fixtures can support a full CCT range of 2700K - 5000K adjustable in software via the PoE Network




## Low Voltage wired CCT

This family of linear recessed lights come in a variety of sizes, and lumen packages and is designed to retrofit into existing applications. When connected to constant current driver such as the DENT-LINC-CC, you will achieve independently controllable brightness and CCT (2700K -5000K) through an auto-configuration sequence. These fixtures provide low voltage replacement to existing high voltage alternatives and seamlessly plug into any PoE controls platform.

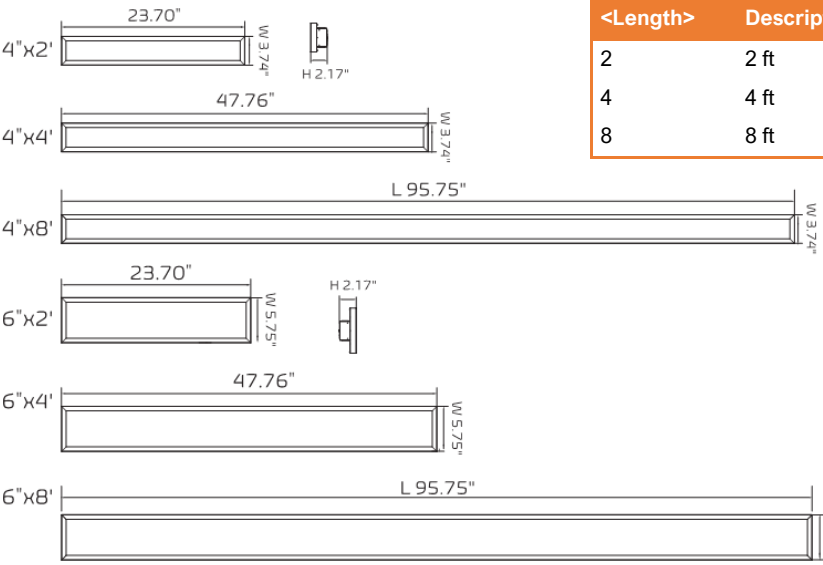
# Denton Linear Recessed Fixtures

## Features

- ◇ 4" and 6" wide options
- ◇ 2', 4', 8' length options
- ◇ All models support full CCT control via schedule (circadian rhythms) or wired button control
- ◇ Low voltage PoE CC driver interface
- ◇ CRI Ra > 80
- ◇ 120 deg beam angle
- ◇ UL listed
- ◇ 5 yr. warranty (longer options available)



## Ordering Options (DENT-LTG-LR-**<Length>**-**<Width>**)

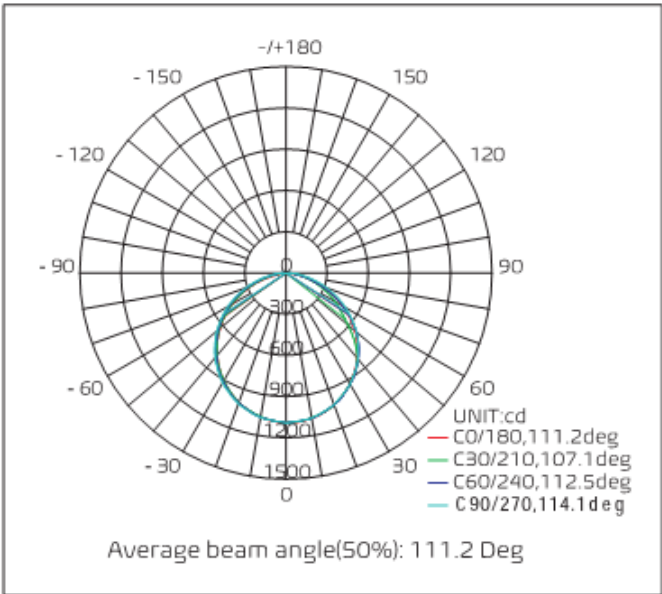
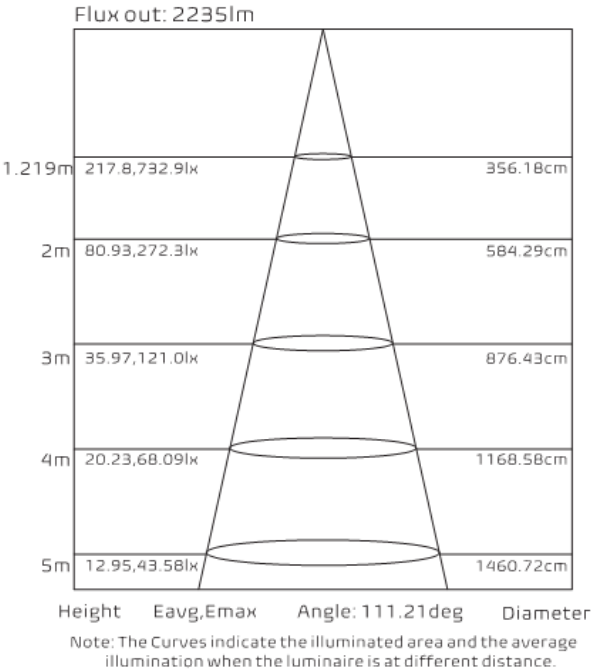


<Length>	Description	<Width>	Description
2	2 ft	-4	4"
4	4 ft	-6	6"
8	8 ft		

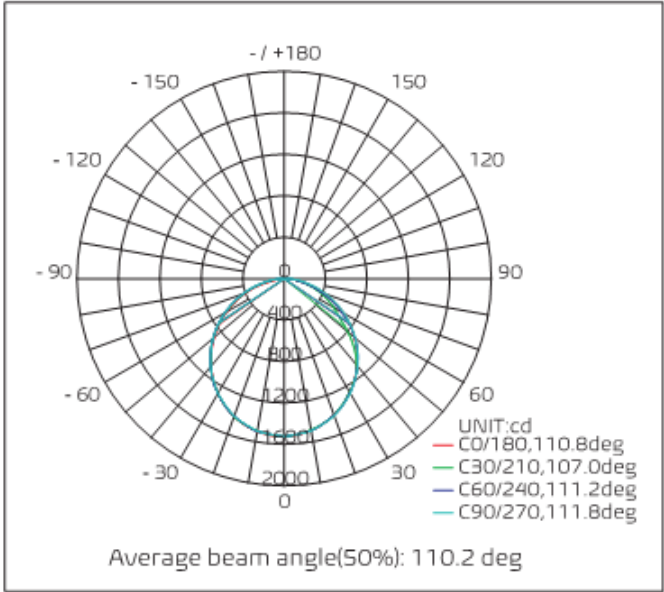
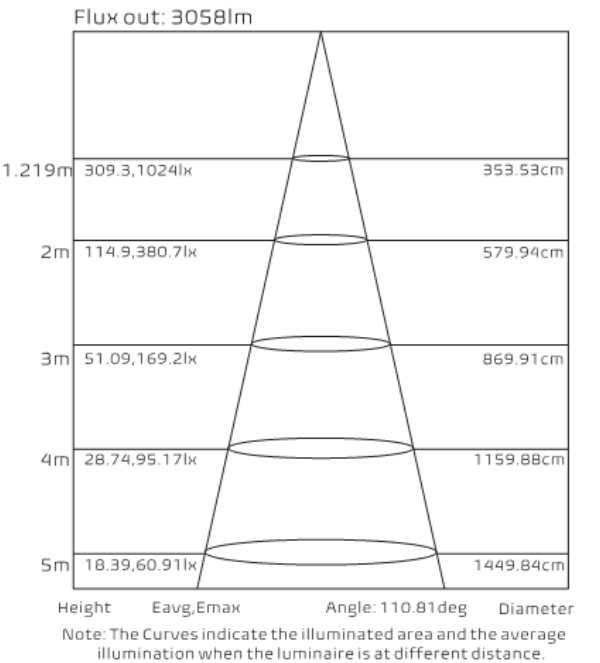
Length	Width	Wattage (W)	Lumens (Warm)	Lumens (Cool)
2'	4"	20	1600	1700
	6"		1900	2000
4'	4"	40	3400	3600
	6"		3800	4000
8'	4"	80	6800	7200
	6"		7600	8000

# Performance

## 4' x 4" Fixture




## 4' x 6" Fixture



# Photos

## Products



## Applications

